




TRANTER INTRODUCES FIRST RANGE IN NEW THERMOFIT™ SERIES OF PLATE & FRAME HEAT EXCHANGERS



Tranter, Inc., has introduced the new GT Series of plate & frame heat exchangers. Available internationally, the GT Series is the first plate range in a new Tranter design concept offering a significant boost in heat exchange performance and unit integrity. The initial range in the GT Series includes models GT-206, GT-210 and GT-215, with additional models under development. Plates are available in both stainless steel and titanium alloys.

The range incorporates new design approaches in three primary areas:

- The HydroFit™ Flow Distribution System Concept
- The GrooveFit™ Groove/Gasket System Concept
- The Halo™ Plate Alignment Concept



Tranter's ThermoFit™ plate series provides your application the latest in heat transfer technology from the leader in compact heat transfer.

Fit for Performance

High heat recovery combined with a close temperature approach provides efficient heat transfer which means that you pay less per thermal unit than other plate heat exchangers on the market. ThermoFit's high efficiency design reduces the overall required unit footprint and total weight giving you more flexibility in the tight spaces. Our HydroFit™ flow distribution allows for better flow across plates adding even more efficiency gains in addition to reduced fouling.

Fit for Strength

Robust plates on the ThermoFit™ unit reduces the chance of leakage over time resulting in reduced maintenance on your system and unwanted down-time. Extra plate strength means that the unit will last longer than the competition under similar environments.

Fit for Service

Low cost of ownership of process is key to running a profitable business. Rigid plates and support hangers reduce plate assembly time resulting in a lower total cost of ownership for the ThermoFit™ unit. Lower your operating costs add to your profit margin with ThermoFit™ on your team.

ThermoFit™ Performance

As confirmed by extensive qualification testing, the ThermoFit™ Series offers outstanding potential for reduced unit size, weight and footprint in a wide range of applications. The design has achieved minimized plate width throughout the range to enhance flow distribution and hence heat exchange performance and also to reduce frame cost. The ThermoFit™ Series represents the highest thermal efficient plate in the Tranter line.




Fig. 2: The Hydro-Fit™ distribution section distributes flow uniformly across the plate, with low pressure drop.




Fig. 3: The herringbone heat exchange zones induce high turbulence and enhanced heat transfer rates, yet with a low pressure drop.

The range incorporates an optimized, low-delta-P HydroFit™ distribution section with induced turbulent, balanced flow across the plate—this achievement reserves the bulk of the exchanger pressure drop for the heat exchange area (Fig. 2). The herringbone heat exchange zones induce high turbulence and enhanced heat transfer rates, yet with a low pressure drop (Fig. 3).




Fig. 4: The Groove-Fit gasket and groove design features a reinforced bottom plate groove, a single ditch gasket design, and a curb along the inside edge of the gasket that minimizes wetted area and increases pressure rating.

There are operational as well as performance improvements attained by the ThermoFit™ Series. The high induced turbulence throughout the exchanger resists fouling and scaling and improves the effectiveness of CIP operations, while also reducing pumping load.

ThermoFit™ Strength

The simulation-tuned GrooveFit gasket and groove design provide superior gasket support for maximum fluid integrity over long service cycles. (Fig. 4).

The exclusive Halo™ plate alignment system with a plate-to-plate nesting feature establishes and maintains optimal plate alignment and gasket sealing integrity (Fig. 5). Assembly and closing operations of the prototype units confirmed that each plate accurately captures the plates and gaskets it comes in contact with. The stout, fully embossed hanger with fold-over helps to maintain accurate plate alignment throughout many opening/closing cycles (Fig. 5). The highly rigid and stable plate edge and port structure exhibits exceptional strength for impressive unit integrity (Fig. 7).



Fig. 5: The Halo™ plate alignment system with a plate-to-plate nesting feature establishes and maintains optimal plate alignment and gasket sealing integrity.

Industry Codes Available

- AHRI Standard 400
- ASME Section VIII Division 1 with U-1 Stamp Construction
- Canadian CRN
- EC Pressure Equipment Directive CE Mark
- China ML



Fig. 7: The plate edge and port structure exhibits exceptional strength for impressive unit integrity.

GT-206/210/215 Basic Specifications				
Dimensional Data mm (inches)				
Model	Connection	W	H	L (max)
GT-206	DN200 (8")	775	1667	5429
GT-210	DN200 (8")	775	2282	5436
GT-215	DN200 (8")	792	2870	5436
Operating Data				
Pressure Class	Design Pressure	Design Temperature		
NR	10.3 barg (150 psig)	100°C (212°F)		
PR	16.0 barg (232 psig)	100°C (212°F)		
SR	27.0 barg (392 psig)	100°C (212°F)		

Specifications subject to change


Standard Materials of Construction	
Heat Transfer Plates*	304SS, 316SS, Titanium
Gaskets*	NBR, EPDM
Connections*	Carbon Steel, 316LSS, Titanium
	*Other materials upon request



Specialist in Plate Heat Exchanger Technology

Tranter has been active in the global market for more than 80 years, and hence has a long history of experience in gasketed and welded heat exchangers. We are represented worldwide via our own companies, agents and distributors.

We have quality-certified plants to ISO9001 in Sweden, Germany, USA, China and India, and a service network covering Europe, Asia, Middle East, North America, South America and Australia.



Europe	North & South America	Middle East/Africa/Asia	China
Tranter International AB	Tranter, Inc.	Tranter India Pvt. Ltd.	Tranter Heat Exchangers Co Ltd
Vänernsberg, Sweden	Wichita Falls, TX USA	Pune, India	Beijing, P.R
Tel: +46-521-79 98 00	Tel: +1 940 723 7125	Tel: +91 2137 392300	Tel: +86 1064379490
Fax: +46-521-673 93	Fax: +1 940 723 5131	Fax: +91 2137 392354	Fax: +86-1064366583
E-mail: info@se.tranter.com	E-mail: sales@tranter.com	E-mail: sales@in.tranter.com	E-mail: info@cn.tranter.com